

Registration Quick Guide – Risk Control Customer Portal

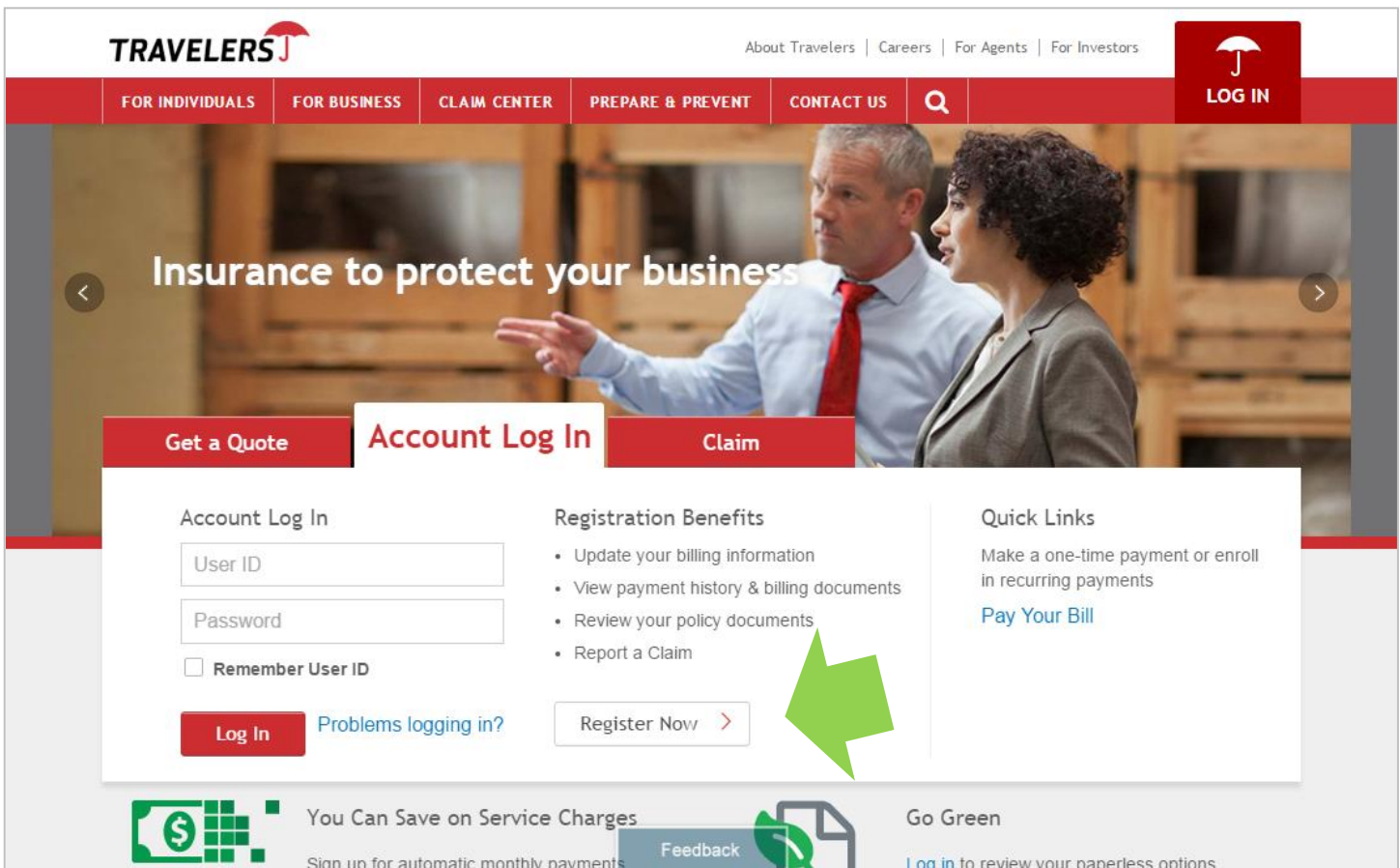
Risk Control has a wealth of online safety resources on over 170 topics on our secure customer website available for our customers. Once registered, you will be able to access more than 1,500 technical bulletins, risk management guides, checklists, self-assessments and more. You also can register online for Safety Academy classes and upcoming webinars. Follow the steps below to register and log into our secure site.


Note: Travelers is updating the registration and log-in process to make it easier for customers to access multiple Travelers secure systems with one registration and log-in. If you are a Small Business customer, your experience will be slightly different, but all customers will have access to the same Risk Control website.

Registration Instructions


All Travelers Customers


Visit Travelers.com and under **Account Log In** click the “**Register Now**” button. To learn more about [Risk Control services](#), click on Business and find Risk Control in the drop-down menu.



TRAVELERS 

About Travelers | Careers | For Agents | For Investors

FOR INDIVIDUALS FOR BUSINESS CLAIM CENTER PREPARE & PREVENT CONTACT US 

 LOG IN

Insurance to protect your business

Get a Quote Account Log In Claim

Account Log In

User ID

Password

Remember User ID

Log In Problems logging in?

Registration Benefits


- Update your billing information
- View payment history & billing documents
- Review your policy documents
- Report a Claim


Register Now >


Quick Links

Make a one-time payment or enroll in recurring payments

[Pay Your Bill](#)

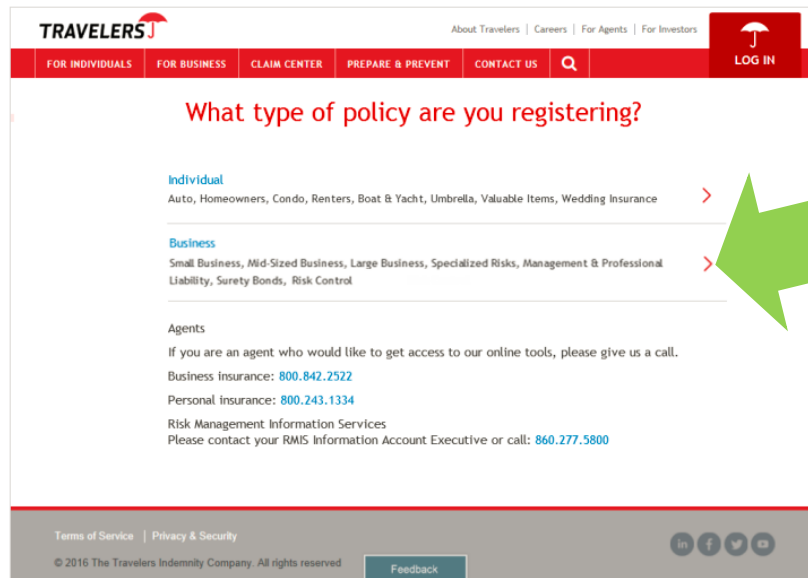
You Can Save on Service Charges  Sign up for automatic monthly payments.

Feedback 

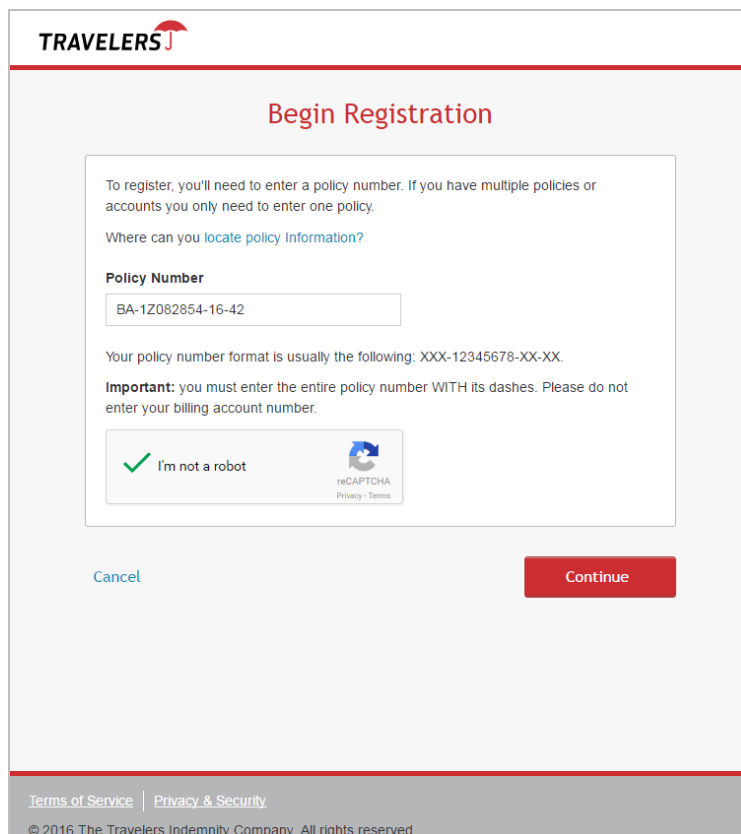
Go Green  Log in to review your paperless options.

Registration Quick Guide – Risk Control Customer Portal

Choose “**Business**” as the type of policy you are registering.



Enter your **policy number WITH dashes** as shown on your policy documents. Click “locate your policy information” for more help.



Registration Quick Guide – Risk Control Customer Portal

Small Business Customers

If you are a Small Business customer, you will begin the registration process after you enter your policy number. The next step is to create a User ID, which is your business email address. Follow the prompts and complete the registration

Once you have completed the registration, you will see this confirmation. Choose **“Risk Control”** to go to the Risk Control Customer Portal.

You will receive a confirmation email that you are registered for **MyTravelers**.

Registration Quick Guide – Risk Control Customer Portal

Middle to Large Account Customers

If you see this screen, enter your policy number as it appears on your policy documents **WITH all dashes**. You will receive a message in red that your policy is not recognized. Disregard this message and click “**Continue**.”

Choose “Risk Control Customer Portal.”

Registration Quick Guide – Risk Control Customer Portal

Enter your business email address. This becomes your User ID.

Click the button “Yes” and disregard the “No” button.

Type in your policy number, but **only use the 8- or 10-character number** as shown on the screen and click “Next.”

Registration Quick Guide – Risk Control Customer Portal

Fill out the form and set up your password and hint question.

The screenshot shows the registration page for the Risk Control Customer Portal. The header features the TRAVELERS logo and the text "Risk Control". On the left, there is a navigation menu with "Risk Control Customer Login". The main content area is titled "Registration for the Risk Control Customer Portal" and includes a list of required fields:

- * Business Email Address** (your email address will be your user ID):
- * Create a Password** (must be at least 8 characters containing numbers, uppercase and lowercase letters):
- * Confirm Password**:
- * First Name**:
- * Last Name**:
- * ZIP Code** If you are located outside of the U.S., [click here](#).

Below the fields, there is a section for a hint question:

Use the following hint to reset your user ID or password

- * Question**:
- * Answer**:

A "Submit" button is located at the bottom of the form.

Registration confirmation:

- Registration is complete
- Click **"Log on now."** Enter your new ID and password to log in.

The screenshot shows the confirmation page after successful registration. The header features the TRAVELERS logo and the text "Risk Control". On the left, there is a navigation menu with "Risk Control Customer Login". The main content area is titled "Successful User ID/Password Creation" and includes the following text:


You have successfully created a user ID and password to use for accessing the Risk Control Customer Portal. An email has been sent to yourID@companydomain with your user ID information.

A "Log on now" button is located at the bottom of the page.

Note: If a confirmation window does not display, contact your IT support in order to reset your browser to allow pop-ups. Pop-up blockers can prevent the Risk Control Customer Portal from working properly. You also can contact your Risk Control consultant or email Ask-Risk-Control@travelers.com.

Registration Quick Guide – Risk Control Customer Portal

An email will be sent to you to confirm registration:



Join Us Online!

As a valued Travelers customer, you are receiving this email to complete your registration for the Risk Control customer portal on MyTravelers®. Your User ID is your business email address: namehere@domain.com. This will only take a few minutes.

[Complete Registration >](#)

[Watch a Quick Video >](#)

Learn all the benefits of the Risk Control customer portal.

Key Features Include:

- More than 1,000 risk management tools and resources by a specific topic, industry, language and/or risk
- Online and in-person training programs
- Conduct self-assessments and implement action plans
- Inspection checklists to help you identify and monitor workplace risks
- Access to your Travelers Risk Control correspondence

Available 24/7 to meet your needs

The Risk Control customer portal is available on your smartphone and tablet devices.

If you have questions, please email us at Ask-Risk-Control@travelers.com. **Please do not reply to this email.**



travelers.com

The Travelers Indemnity Company and its property casualty affiliates. One Tower Square, Hartford, CT 06183

The information provided in this document is intended for use as a guideline and is not intended as, nor does it constitute, legal or professional advice. Travelers does not warrant that adherence to, or compliance with, any recommendations, best practices, checklists, or guidelines will result in a particular outcome. In no event will Travelers or any of its subsidiaries or affiliates be liable in tort or in contract to anyone who has access to or uses this information. Travelers does not warrant that the information in this document constitutes a complete and finite list of each and every item or procedure related to the topics or issues referenced herein. Furthermore, federal, state or local laws, regulations, standards or codes may change from time to time and the reader should always refer to the most current requirements. This material does not amend, or otherwise affect, the provisions or coverages of any insurance policy or bond issued by Travelers, nor is it a representation that coverage does or does not exist for any particular claim or loss under any such policy or bond. Coverage depends on the facts and circumstances involved in the claim or loss, all applicable policy or bond provisions, and any applicable law.

© 2010-2013 The Travelers Indemnity Company. All rights reserved. Travelers and the Travelers Umbrella logo are registered trademarks of The Travelers Indemnity Company in the U.S. and other countries. A0048